

store.codilya.com



CODLIYA  
TECHNOLOGIES  
PRIVATE LIMITED

# MAGENTO 2 CODILYA'S CUSTOMIZED NAVIGATION LINKS

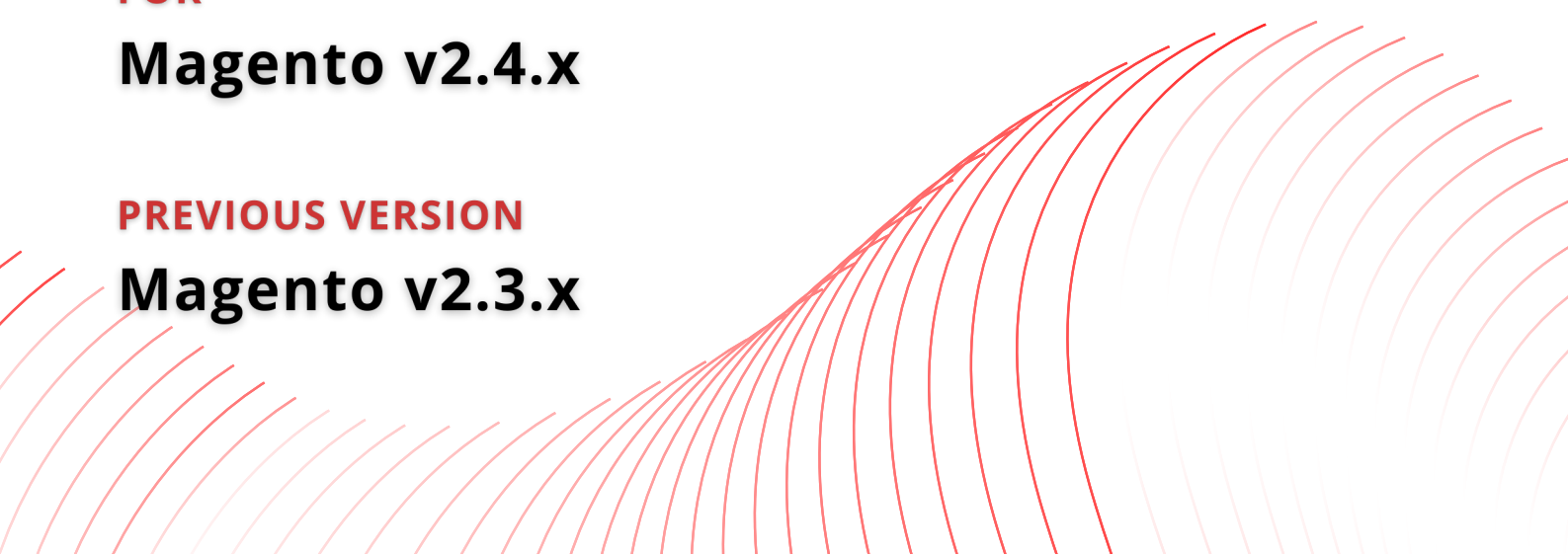
User Guide

**FOR**

**Magento v2.4.x**

**PREVIOUS VERSION**


**Magento v2.3.x**



## Overview

Codilya's Customized Navigation Links Module enables the navigation top menu & customer account sidebar custom links to add functionality to your store without programmatic or code changes, at the navigation menu, You can add the links before and after any menu title on the navigation bar, there is more you can set the root category within the root category there are child categories as a navigation menu, Custom links can be added to the customer my account sidebar and the existing link in it can be repositioned. So this module makes it easy to manage the link of the top menu and customer sidebar.

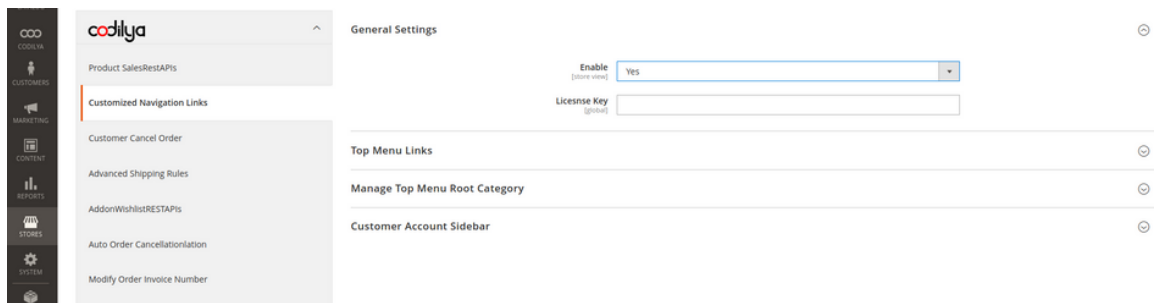
## Context

- How to enable extension?
  - Add a new link to Top Menu
  - Change Root category for Top Menu
  - Add a new link to the Customer my account sidebar
  - Update label and position of existing links in the Customer my account sidebar
- 


## How to enable the Customized Navigation Links extension?

Set the Module "Enable NO to YES"

*Codilya > Customized Navigation Links > General > Enable*



Customized Navigation Links



## ADD A NEW LINK TO TOP MENU

You can add a new link to the Top Menu after or before any existing category in the menu. Links can also be added before or after sub-categories shown under any category in the menu as shown in the image below

*Store -> Configuration -> Codilya -> Advanced Custom Links -> Top Menu Links*

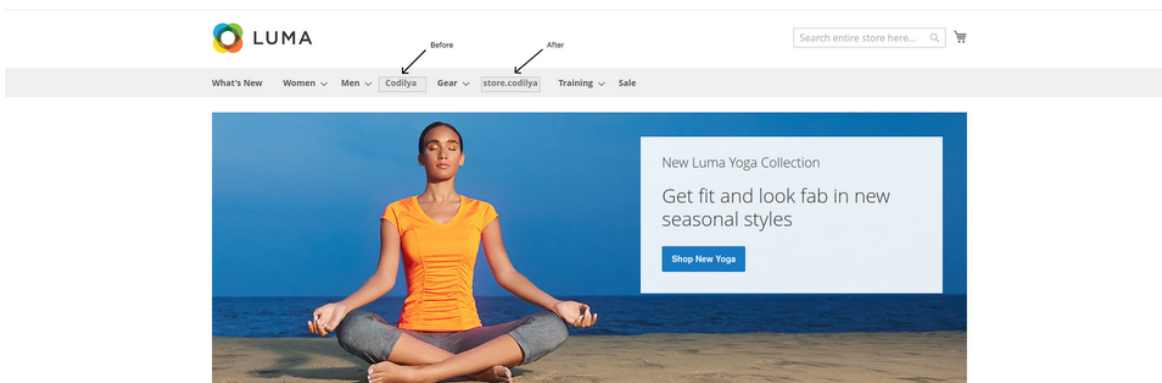
### Top Menu Links

Enable (store view) Yes

Top Menu Links <small>(store view)</small>				
Title	URL	Category	Position	Action
Codilya	http://Codilya.com	Gear	Befo	
store.codilya	/store.cocilya.com	Gear	After	
Add More				

URL can be entered as only path 'about-us' or complete link 'https://DOMAIN/about-us'.

## STOREFRONT



## CHANGE ROOT CATEGORY FOR TOP MENU

The selected category will be treated as the root category for Top Menu and its sub-categories will be visible in the top menu. To change the parent category of the Top menu navigate to

*Stores -> Configuration -> Codilya -> Advanced Custom links -> Manage Top Menu Root Category*


Manage Top Menu Root Category ⊞

Enabled (store view) Yes

Select Root Category (store view) Gear

Selected category menu will be used as root category for Top Menu and its sub-categories will be shown in menu.

## STOREFRONT



## ADD A NEW LINK TO THE CUSTOMER MY ACCOUNT SIDEBAR

Custom links can be added to the customer my account sidebar from the admin panel. To add a new link navigate

*Store -> Configuration -> Codilya -> Advanced Custom links -> Customer Account Sidebar*

Customer Account Sidebar

Enable <small>[store view]</small>	Yes								
Links <small>[store view]</small>	<table><thead><tr><th>Title</th><th>URL</th><th>Position</th><th>Action</th></tr></thead><tbody><tr><td><input type="text" value="Codilya"/></td><td><input type="text" value="http://www.codilya.com"/></td><td><input type="text" value="1"/></td><td></td></tr></tbody></table>	Title	URL	Position	Action	<input type="text" value="Codilya"/>	<input type="text" value="http://www.codilya.com"/>	<input type="text" value="1"/>	
Title	URL	Position	Action						
<input type="text" value="Codilya"/>	<input type="text" value="http://www.codilya.com"/>	<input type="text" value="1"/>							
<input type="button" value="Add More"/>									

1. URL can be entered as only path 'about-us' or complete link 'https://DOMAIN/about-us'.  
2. Please keep position unique and greater than 0.  
3. To update label or position of existing links enter the path/link of the existing link and use the new label or position. e.g. to change My Orders label or position use the path 'sales/order/history'.

## STOREFRONT

here is your link

**LUMA** Search entire store here...

Bags Fitness Equipment Watches

**My Account**

- My Orders
- My Downloadable Products
- My Wish List
- Address Book
- Account Information
- Stored Payment Methods
- My Product Reviews

**Account Information**

**Contact Information**  
Codilya Technologies  
Codilya@Codilya.com  
[Edit](#) | [Change Password](#)

**Newsletters**  
You aren't subscribed to our newsletter.  
[Edit](#)

[Address Book](#) [Manage Addresses](#)

Thanks have a nice day ahead, Codilya technologies is looking for feedback, We value your input and eagerly respond back

Contact Us at [support@codilya.com](mailto:support@codilya.com)